

inwood

OFFICE
ENVIRONMENTS

price list

effective 01 january 2007



inwood

OFFICE
ENVIRONMENTS

800 786 6121
812 482 6121 (voice)
812 482 9732 (facsimile)

1108 east fifteenth street
post office box 646
jasper indiana 47547-0646

www.inwood.net

education

f.o.b.
jasper, in 47547

*Freight is not included
in these prices. The
customer is accepting
all freight charges with
any order placed.*



Since 1948, Inwood has been a leading resource for the contract specifier. We are preserving the legacy of handcrafted quality, continual customer service and lasting value. Bringing smart engineering and real world design solutions to the workplace.

ordering information	page 2
science tables specifications	page 4
combination science tables	page 6
science tables	page 6
2000 series tables	page 14
1500 series library tables	page 16
400 series tables	page 20
300 series bookcases	page 24
200 series bookcases	page 24
statesman 700 series	page 28
fabric information	page 36
educational seating	page 39
accessories	page 44

product warranty

Inwood Office Environments warrants its products to be free from defects in materials and workmanship given normal use and proper care, for a period of ten (10) years of single shift service.

Specific components are warranted to be free from defects in materials and workmanship for the following periods of time from the date of initial shipment:

electrical components	two (2) years
pneumatic cylinders	three (3) years
control mechanisms	three (3) years
casters	three (3) years

Fabrics will be covered only by the warranty of the original textile manufacturer.

Inwood tenders this warranty only to original purchasers acquiring our products through those parties specifically authorized by Inwood to sell our products. Repair and/or replacement, at our option, will be made on any part or parts found to be defective within the terms of the warranty. The warranty shall not include any labor or shipping costs for replacement of any such parts or materials.

This warranty does not cover

- Damage(s) caused by a transportation company
- Damage(s) resulting from user modification, alterations, misuse, abuse or negligent use of our product
- Damage(s), defect(s), or product failure(s) due to customers request for modifications to product design, product dimensions, product arrangement or normal product specifications
- Natural variations in color, grain, or texture of wood and other covering materials over which Inwood has no control
- Wearing or cuts to covering materials
- Customer's Own Materials (COM)

Inwood does not make any other warranties except as expressly set forth above, either expressed or implied, including any warranty of merchantability or fitness for any particular purpose. Inwood shall not be liable for consequential or incidental damages under this warranty.

Further, Inwood makes no warranties, expressed or implied, for improper assembly and/or installation of its products.

order procedure

Inwood does not accept orders verbally. Orders may be faxed, e-mailed or mailed directly to:

Inwood Office Environments
PO Box 646
Jasper, IN 47546
Fax: 812.482.9732
E-mail: inwood@inwood.net

All orders from authorized & credit-approved Inwood Office Environments dealers must be in writing and must include the following information:

- Date
- Purchase Order Number
- Bill to Address
- Ship to Address
- Special Shipping Instructions (delivery notification, special ship dates, ship complete or split shipments, and tags if applicable)
- Complete Model Numbers (include finish & fabric numbers)
- Net Price
- Requested Delivery Date (if applicable)

order confirmation

All complete orders will be entered and acknowledged promptly with approximate shipping date(s), transit times, and other pertinent information. This acknowledgement is the final agreement between Inwood and the customer, superseding all previous communications regarding the order. ***NOTE It is the customer's responsibility to check the acknowledgment for accuracy. Please advise Inwood immediately of any discrepancies.***

changes and cancellations

Because many of our casegood products and all of our seating products are made to order, we must limit customer changes and cancellations. We regret that changes and cancellations are not possible once production has begun. Production normally begins 48 hours after receipt of order. Orders for standard casegood products with in-stock finishes may be cancelled for a 30% restocking fee. Any non-stock finish is considered made to order and cannot be changed or cancelled.

delivery information

Shipments are FOB Jasper, IN 47546. Inwood reserves the right to select the most appropriate carrier and routing on all shipments when not specified on the purchase order. Any charge arising from failure to receive a shipment, rerouting while in transit or carrier storage charges are not included in prices shown and will be billed to the 'sold to' account on the order.

Any order requiring special delivery services will incur additional charges at the time of invoicing. All such requirements must be noted on the purchase order. These are services that are billed to Inwood by the freight company or require the usage of specialized carriers, and not included in the standard price of the product. Examples of such services include:

- **delivery notification or call ahead requests**
\$10 Net Charge
- **inside delivery**
minimum \$100 Net Charge
- **non dock delivery**
minimum \$100 Net Charge
- **weekend delivery (friday after 4:00pm-sunday night)**
minimum \$500 Net Charge
- **residential delivery**
Customer Service may assist you in determining your special delivery requirements and any additional charges that may apply
- **fuel surcharges**
We will continue to do our best to absorb the increased cost from our transportation vendors; however, if the price of fuel increases above the normal rates, it may require us to pass on the increased costs. We will address this situation with a fuel surcharge rather than a price increase so that we can eliminate it as appropriate.

Contact Customer Service if you are unsure if your order requires one or more of the above services. We will make every attempt to avoid additional charges by giving options on what we can do within our standard delivery prices. When ordering from this price list, all product is F.O.B. Factory; therefore please specify the carrier you require. Product will ship Freight Collect and Inwood's responsibility will cease upon delivery to the carrier.

order postponements and delivery changes

Changes may be made to delivery address no later than 5 days before the acknowledged ship date of an order. Contact Customer Service for charges which may be incurred for delivery changes within 5 days of the acknowledged ship date. If it becomes necessary to postpone an order after production has begun, the order will be completed, stored and invoiced to the customer with normal terms. Storage fees of \$2.00 per 100 lbs or \$5.00 minimum per day will occur on all orders that are not picked up or released for shipment after 10 working days from the acknowledged ship date.

claim process for merchandise damage/shortage/carrier delay

All products produced by Inwood are carefully inspected and properly packed prior to shipment. All shipments are delivered to the transportation company in good condition. If you receive a shipment that has damage, product shortage, or delivery has been delayed by the carrier, the following steps must be taken:

- Before signing for any merchandise, make notation of all visible damage, shortages, and/or time of truck arrival on the freight bill (bill of lading).
- Contact Inwood Customer Service within 15 calendar days of goods receipt to report issue. Legal title to merchandise passes to the buyer upon acceptance by the carrier. We will work with you to file any necessary claims when reported to us within the 15 day time frame.
- Retain all packing materials/cartons for inspection by the carrier agent.

Failure to make any claims against Inwood Office Environments within 15 days shall constitute acceptance of the merchandise and a waiver of any errors or shortages discovered upon inspection.

repairs and returns

No repairs or returns will be considered without first obtaining our written permission. Such requests must be made in writing within 15 days of the invoice. Authorization must be obtained from Customer Service prior to repairs being made if Inwood is expected to pay these charges. Charges will be approved only after an estimate has been provided. Credit will be issued only after receipt of repair bills.

Made to order items are not returnable. This includes upholstered seating, special items, special finishes, and any non-stock finish. Authorized returns of stock items will be charged a minimum 30% restocking fee. All returns are subject to an attempted pick-up charge of \$200. Please insure that all goods are packed and tagged correctly before calling Inwood for pick up.

All RMA's (Return Materials Authorization) will expire within 30 days of notification. Once expired, a new authorization is required for any return. Upon receipt of returned goods, Inwood will inspect and assess responsibility for any defects. If damage of the merchandise was caused by abuse, alteration, or unauthorized repair, we may offer to repair the merchandise for a fee. The final responsibility for determining damage remains with Inwood.

All merchandise must be shipped freight prepaid or we will not accept. All merchandise being returned must be properly packed and protected to insure that no further damage is incurred during transportation back to Inwood.

special construction agreement

When requested that Inwood Office Environments Inc. modify, change or alter its standard product in order to meet the specific needs of Customer, Inwood shall exercise its best efforts to modify its standard product to incorporate the modifications and changes requested by Customer. Inwood Office Environments disclaims any warranty with respect to the modifications or changes requested by Customer and its standard warranty shall not apply to said modifications or changes.

Customer shall have no right to rescind its order of this product after production of the product has begun. Customer assumes the risk of the use of Inwood Office environments product containing the modifications or changes requested by Customer. In no event shall the product containing the modifications or changes requested by Customer be returnable to Inwood Office Environments.

replacement parts

Contact Inwood Customer Service for item numbers and pricing on replacement parts.

dimensions

All dimensions referenced in this book are nominal.

terms

1% 15 days, 30 days net.

Payments are accepted in US Dollars. Payment is also accepted by Visa & Mastercard credit cards, and is posted prior to shipment. When payment is made with a credit card, no additional discounts may be taken.



Prices are effective with the date printed on this price list and supersede all other prices. Orders are accepted at the price in effect on the date the order is received. Possession of this price list does not constitute an offer to sell. Inwood sells to authorized and approved dealers only. Any or all prices, product, and line art are subject to change without notification. Internet or software packages, which support the sale of Inwood products, furnished to the customer either by Inwood or any other source are superseded by revised price lists.

minimum order

\$10 US Dollars list price.

standard special upcharges

Inwood Office environments provides the following standard special modifications to its product. Simply specify the request and add the associated price to list.

- to make standard top size shorter or narrower \$248
- to change file drawer pedestal in desks, credenzas and modular cabinets to box drawers \$218
- to change 2 box drawers in desk to file drawer \$140
- to change position of file drawer in desks \$106
- to add locks where not standard
 - box, file drawer or center drawer \$56
 - hinged door, single \$56
 - hinged door, double \$58
- to key items alike from factory per unit \$31
- to add extra lock per set (including set of keys) \$21
- extra set of keys (two) \$21
- to add grommets in any special location \$128
- to move standard placement of grommet on unit \$56
- grommets (cover only) \$21
- to add extra shelf for bookcase \$77
- to make shelves solid wood(per shelf) \$23

laboratory/science tables

gw gemweld specifications

These science tables are equipped with 1" thick black finished welded fiber tops, with medium density fiberboard cores. After the top is shaped, edge sanded, and polished, it is finished with two coats of black acid-resistant finish. Test results of this special finish are available. Contact Inwood customer service.

epr epoxy resin specifications

Molded epoxy resin delivers excellent resistance to chemicals, heat, abrasion and moisture. Very durable and long lasting. Heat, char and fire resistant to the point of being considered self extinguishing. The non absorbant surface is resistant to discoloration, blistering and cracking. The smooth matte finish eliminates distracting glare and is easy to maintain. The color and chemical resistance permeates the entire piece.

pwc powder coat highlights

Powder coatings produce a high quality finish and offers several distinct benefits that will allow Inwood Office Environments greater flexibility in its commitment to produce a higher quality lab top and have a much more environmentally friendly coating. The Lamineer Powder Coatings contain no heavy metals, solvents or hazardous air pollutants. Powder coats are very environmentally safe. Lamineer Powder Coatings typically meet or exceed the performance characteristics of vinyl, melamine or paper laminates along with many other organic finishes. Powder coatings are solid thermosetting powders that are sprayed directly on wood composites (no primers, sealers, fillers or electrostatic preps) to achieve a very durable surface finish. Based off of tests that were run, the Powder Coat top has a much better mar, abrasion and scratch resistant finish than other paint-related finishes. Chemical test run with the powder also shows very good test data results. Powder coat can be touched up in the field with a small repair kit. Powder Coat top is water, acid and chemical resistant. Specific data on these tests are available, contact Inwood customer service.

hardwood apron and leg specifications

The tops are fastened to the table aprons, which are made of solid hardwood with oak finish, by means of screws into countersunk holes in the aprons that go into the top. The rails on the tables with the two compartments are 3/4" thick and 5" wide. Compartment inside dimension is 14"W x 20 3/8"L x 3 1/4"H. The rails on the tables without compartments are 3/4" thick and 4" wide. The legs are laminated of solid hardwood with oak finish and are 2 1/4" x 2 1/4" thick. They are equipped with adjustable glides that allow an adjustment of height of 3/4". The legs fastened to the aprons by a single 5/16" x 3 1/2" steel hanger bolt that is screwed into each leg and passes through a heavy steel 15 gauge corner iron that is screwed to the rail and secured by a steel locking hex-nut. The divider between the two compartments is made of hardwood 3/4" x 3 1/2" x 20 3/4". The material of the compartments' sides is 3/4" thick hardwood and is tenoned into the front rails and into the back rails. The compartment bottoms are of 1/4" thick plywood which are fastened to the bottom of the compartments sides. The light Oak finish on the wood parts of the table consist of a coat of low-HAPS (Hazard Air Pollutants) light oak no-wipe stain, and after drying, the wood receives a coat of clear low-HAPS sealer and two finish coats of low-HAPS catalyzed clear top coat.

Black plastic boots are available upon request for all Inwood Office Environments science tables with the 2 1/4" x 2 1/4" legs.

adjustable metal leg specifications

Sturdy tubular steel welded to steel plate. #10 x7/8" screws are used to attach leg to bracket. Leg adjusts from 22" to 30"H. Science tabletops include 1/8" thick x 3/4" x 3/4" x 42" long metal angle iron attached to the underside of the top to prevent sagging.

black metal leg specifications

2" diameter metal tubular screwed to a heavy-duty metal plate. Black is standard color. Casters available as an option. Science tabletops include 1/8" thick x 3/4" x 3/4" x 42" long metal angle iron attached to the underside of the top to prevent sagging.

inwood educational furniture procedures to maintain your laboratory (gw) top's appearance

The Science Lab Top you have purchased provides a two-coat application of catalyzed black urethane enamel paint. Each coat is baked on at 140° in special hot air ovens. The special acid and chemical resistancy that this painted finish offers you (see separate film evaluation worksheet) also makes it prone to minor scuffing and marring through normal usage. The degree of this scuffing, marring and even scratching should be expected and is directly related to the amount and harshness of use. We recommend a silicone free furniture Protective Wax be used to help maintain and protect the tops. This wax should be applied even prior to the tops' initial use. Simply wipe the wax on with a clean cloth and wipe it off with a separate clean soft cloth.

Light scuffs and scratches can be removed by buffing the tops with a good automobile compounding paste wax. We recommend an application of the above wax after buffing. Normal cleaning should be done with a non-abrasive liquid cleaner. More severe, deep scratches, where the paint has been completely abraded or removed can be patched or repainted with a new coat of catalyzed black enamel paint that can be supplied to you. This paint can only be supplied to you through your dealer or company through which you originally purchased the tables. Please contact them to procure any such paint.

educational science table product warranty

All science tables proposed, awarded or ordered from Inwood Office Environments carries with a 10 year warranty for the aprons, frame and legs against defects or failures in materials and craftsmanship, when such products are subjected to normal and proper operating conditions. Any acid and chemical resistancy of the tops is not included within this ten-year warranty. The chemical resistancy is limited to the testing and results as shown separately.

This warranty shall include the cost of replacement of aprons or legs for any such defect. The warranty shall not include any labor or shipping costs for the replacement of any such parts or materials. Inwood Office Environments and its agents reserve the right to determine what constitutes normal and operating conditions.

science tables

| laminate, gemweld, powder coat, or epoxy resin top, wooden legs

| laminate, gemweld, powder coat, or epoxy resin top, black metal legs

| laminate, gemweld, powder coat, or epoxy resin top, adjustable chrome legs



CST7242HD-LO-P

unit identification (type), top dimension - chassis option - top finish & material

science tables

| laminate, gemweld, powder coat, or epoxy resin top, wooden legs
| laminate, gemweld, powder coat, or epoxy resin top, black metal legs
| laminate, gemweld, powder coat, or epoxy resin top, adjustable chrome legs



	model number	description	d w h	freight
	CST7242HD-LO-__	combination science table four student capacity right hinged door cabinet one adjustable shelf	42 72 30 CABINET 36 17.5 27	class 125 cu ft 26
	CST7224HD-LO-__	combination science table two student capacity right hinged door cabinet one adjustable shelf	24 72 30 CABINET 21 17.5 27	class 125 cu ft 16
	CST7242DD-LO-__	combination science table four student table four drawer cabinet	42 72 30 CABINET 36 18.5 27	class 125 cu ft 26
	ST7230BN-LO-__	science table without compartments	30 72 30	class 85 kd cu ft 9
	ST72BN-LO-__	science table without compartments	24 72 30	class 85 kd cu ft 8
	ST60B-LO-__	science table with two compartments	24 60 30 COMPARTMENTS 20.3 14 3	class 85 kd cu ft 7
	ST60BN-LO-__	science table without compartments	24 60 30	class 85 kd cu ft 7

1 1/4" black laminate top minor scratch resistance	1" acid and water resistant gemweld; black	1" mar, abrasion, acid and chemical resistant powder coat; black	1 1/4" acid, chemical and water resistant chemsurf laminate; black	1" mar, abrasion, acid and chemical resistant epoxy resin; black	3/4" mar, abrasion, acid and chemical resistant epoxy resin; black
P	GW	PWC	PCS	EPR	3/4EPR
list \$ F.O.B.	list \$ F.O.B.	list \$ F.O.B.	list \$ F.O.B.	list \$ F.O.B.	list \$ F.O.B.
2,288 cwt 450 lb	2,222 cwt 450 lb	2,697 cwt 450 lb	2,396 cwt 450 lb	-	-
1,393 cwt 405 lb	1,415 cwt 405 lb	1,678 cwt 405 lb	1,499 cwt 405 lb	-	-
2,778 cwt 410 lb	2,924 cwt 410 lb	3,397 cwt 410 lb	3,005 cwt 410 lb	-	-
760 cwt 180 lb	697 cwt 186 lb	734 cwt 186 lb	774 cwt 180 lb	1,656 cwt 236 lb	1,491 cwt 191 lb
569 cwt 93 lb	538 cwt 94 lb	575 cwt 94 lb	605 cwt 93 lb	1,385 cwt 191 lb	1,243 cwt 155 lb
483 cwt 84 lb	507 cwt 86 lb	553 cwt 86 lb	590 cwt 86 lb	-	-
445 cwt 82 lb	468 cwt 80 lb	520 cwt 80 lb	551 cwt 83 lb	1,219 cwt 158 lb	1,100 cwt 128 lb

top

P laminate
GW gemweld
PWC powder coat
PCS chemsurf
laminate
EPR epoxy resin

chassis
leg
finishes

LO light oak (standard, consult customer service for custom colors)
LB2 black metal (matte black finish, available with and without casters)
AC chrome, standard height adjusts from 22" to 30" and also available 17" to 25"; please specify

standard
heights

CST standard height; 30"
ST standard height; 30"; available heights up to 30"- add \$49, heights up to 36"- add \$83
ST_AC chrome, standard height adjusts from 22" to 30" and also available 17" to 25"; please specify
ST_LB standard height; 28 1/2"

options
specify "___"

B for two black plastic under top book boxes for LB2 and AC series tables - \$70 (boxes: 15" w x 14" d x 4 1/2" h)
STBoot black plastic boots for LO series tables - add \$24

additional
options

to add two drawers add \$128 to tables with compartments; for drawer locks add an additional \$108
note compartments are not available on tables over 72"
contact customer service for drawer availability on tables over 72"

laminate
tops only

P 1" thick black laminate top
(minor scratch resistance)
GW 1" thick acid resistant, water
resistant black gemweld top
(no scratch resistance)
PCS 1" thick acid, chemical and
water resistant black
chemsurf laminate top
(minor scratch resistance)

powder
coat
tops only

PWC 1" thick environmentally
friendly black mar, abrasion,
acid and chemical resistant
thermoset powder coat top

epoxy
resin
tops only

EPR 1" or 3/4" thick mar, abrasion,
acid and chemical resistant
non-flammable and non-
absorbent epoxy resin top

NOTE: A MINIMUM ORDER OF TEN
(10) EPR EPOXY RESIN TABLES
IS REQUIRED

An optional flush-mounted double-mounted double electrical outlet is available (SL1030). Add \$125
FOB to table price and specify location. Outlets are 110 volt, 3 prong type with a 10, 3 prong grounded
power cord, U.L. certified.



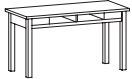
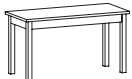
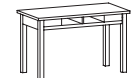
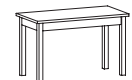

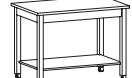

CST7242HD-LO-P

unit identification (type), top dimension - chassis option - top finish & material

science tables

| laminate, gemweld, powder coat, or epoxy resin top, wooden legs
| laminate, gemweld, powder coat, or epoxy resin top, black metal legs
| laminate, gemweld, powder coat, or epoxy resin top, adjustable chrome legs



	model number	description	d w h	freight
	ST54B-LO-__	science table with two compartments	24 54 30 <small>COMPARTMENTS 28.3 14 3</small>	class 85 kd cu ft 7
	ST54BN-LO-__	science table without compartments	24 54 30	class 85 kd cu ft 7
	ST48B-LO-__	science table with two compartments	24 48 30 <small>COMPARTMENTS 28.3 14 3</small>	class 85 kd cu ft 6
	ST48BN-LO-__	science table without compartments	24 48 30	class 85 kd cu ft 6
	MPST3630-LO-__	panel end science table fixed shelf locking casters	30 36 36	class 125 cu ft 36
	MLST4830-LO-__	open leg science table fixed shelf locking casters	30 48 36	class 125 cu ft 7
	MLST3630-LO-__	open leg science table fixed shelf locking casters	30 36 36	class 125 cu ft 6

1 1/4" black laminate top minor scratch resistance	1" acid and water resistant gemweld; black	1" mar, abrasion, acid and chemical resistant powder coat; black	1 1/4" acid, chemical and water resistant chemsurf laminate; black	1" mar, abrasion, acid and chemical resistant epoxy resin; black	3/4" mar, abrasion, acid and chemical resistant epoxy resin; black
P	GW	PWC	PCS	EPR	3/4EPR
list \$ F.O.B.	list \$ F.O.B.	list \$ F.O.B.	list \$ F.O.B.	list \$ F.O.B.	list \$ F.O.B.
466 cwt 73 lb	482 cwt 76 lb	527 cwt 76 lb	560 cwt 74 lb	-	-
404 cwt 71 lb	415 cwt 73 lb	488 cwt 73 lb	512 cwt 72 lb	1,097 cwt 144 lb	1,001 cwt 117 lb
430 cwt 78 lb	438 cwt 75 lb	514 cwt 75 lb	537 cwt 79 lb	-	-
387 cwt 67 lb	391 cwt 71 lb	444 cwt 71 lb	479 cwt 68 lb	995 cwt 135 lb	905 cwt 111 lb
1,115 cwt 55 lb	1,138 cwt 55 lb	-	1,206 cwt 55 lb	-	-
707 cwt 75 lb	750 cwt 75 lb	-	796 cwt 75 lb	-	-
598 cwt 55 lb	604 cwt 55 lb	-	697 cwt 55 lb	-	-

top

P laminate
GW gemweld
PWC powder coat
PCS chemsurf
laminate
EPR epoxy resin

chassis leg finishes

LO light oak (standard, consult customer service for custom colors)
LB2 black metal (matte black finish, available with and without casters)
AC chrome, standard height adjusts from 22" to 30" and also available 17" to 25"; please specify

standard heights

CST standard height; 30"
ST standard height; 30"; available heights up to 30"- add \$49, heights up to 36"- add \$83
ST_AC chrome, standard height adjusts from 22" to 30" and also available 17" to 25"; please specify
ST_LB standard height; 28 1/2"

options specify "___"

B for two black plastic under top book boxes for LB2 and AC series tables - \$70 (boxes: 15" w x 14" d x 4 1/2" h)
STBoot black plastic boots for LO series tables - add \$24

additional options

to add two drawers add \$128 to tables with compartments; for drawer locks add an additional \$108 note compartments are not available on tables over 72" contact customer service for drawer availability on tables over 72"

laminate tops only

P 1" thick black laminate top (minor scratch resistance)
GW 1" thick acid resistant, water resistant black gemweld top (no scratch resistance)
PCS 1" thick acid, chemical and water resistant black chemsurf laminate top (minor scratch resistance)

powder coat tops only


PWC 1" thick environmentally friendly black mar, abrasion, acid and chemical resistant thermoset powder coat top

epoxy resin tops only

EPR 1" or 3/4" thick mar, abrasion, acid and chemical resistant non-flammable and non-absorbent epoxy resin top

NOTE: A MINIMUM ORDER OF TEN (10) EPR EPOXY RESIN TABLES IS REQUIRED

An optional flush-mounted double electrical outlet is available (SL1030). Add \$125 FOB to table price and specify location. Outlets are 110 volt, 3 prong type with a 10, 3 prong grounded power cord, U.L. certified.





	model number	description	d	w	h	freight
	ST60HX-BN-LO-GW	science table six sided; without compartments; GW top only	60	60	30	class 85 kd cwt 101 lb cu ft 18
	ST7230LB2-__	science table without compartments	30	72	28.5	class 85 kd cu ft 9
	ST72LB2-__	science table without compartments	24	72	28.5	class 85 kd cu ft 8
	ST60LB2-__	science table without compartments	24	60	28.5	class 85 kd cu ft 7
	ST54LB2-__	science table without compartments	24	54	28.5	class 85 kd cu ft 7
	ST48LB2-__	science table without compartments	24	48	28.5	class 85 kd cu ft 6
	ST72AC-__	science table without compartments	24	72	22-30	class 85 kd cu ft 9

1 1/4" black laminate top minor scratch resistance	1" acid and water resistant gemweld; black	1" mar, abrasion, acid and chemical resistant powder coat; black	1 1/4" acid, chemical and water resistant chemsurf laminate; black	1" mar, abrasion, acid and chemical resistant epoxy resin; black	3/4" mar, abrasion, acid and chemical resistant epoxy resin; black
P	GW	PWC	PCS	EPR	3/4EPR
list \$ F.O.B.	list \$ F.O.B.	list \$ F.O.B.	list \$ F.O.B.	list \$ F.O.B.	list \$ F.O.B.
-	697	-	-	-	-
422 cwt 170 lb	387 cwt 175 lb	417 cwt 175 lb	464 cwt 170 lb	-	-
225 cwt 78 lb	227 cwt 72 lb	304 cwt 72 lb	338 cwt 78 lb	-	-
170 cwt 62 lb	172 cwt 57 lb	260 cwt 57 lb	286 cwt 62 lb	-	-
149 cwt 55 lb	159 cwt 52 lb	244 cwt 52 lb	284 cwt 55 lb	-	-
144 cwt 51 lb	148 cwt 47 lb	222 cwt 47 lb	241 cwt 51 lb	-	-
364 cwt 78 lb	388 cwt 72 lb	419 cwt 72 lb	455 cwt 78 lb	-	-

top

P laminate
GW gemweld
PWC powder coat
PCS chemsurf
laminate
EPR epoxy resin

chassis
leg
finishes

LO light oak (standard, consult customer service for custom colors)
LB2 black metal (matte black finish, available with and without casters)
AC chrome, standard height adjusts from 22" to 30" and also available 17" to 25"; please specify

standard
heights

CST standard height; 30"
ST standard height; 30"; available heights up to 30"- add \$49, heights up to 36"- add \$83
ST_AC chrome, standard height adjusts from 22" to 30" and also available 17" to 25"; please specify
ST_LB standard height; 28 1/2"

options
specify "__"

B for two black plastic under top book boxes for LB2 and AC series tables - \$70 (boxes: 15" w x 14" d x 4 1/2" h)
C for locking plastic casters - add \$24 - on LB2's only
STBoot black plastic boots for LO series tables - add \$24

additional
options

to add two drawers add \$128 to tables with compartments; for drawer locks add an additional \$108
note compartments are not available on tables over 72"
contact customer service for drawer availability on tables over 72"

laminate
tops only

P 1" thick black laminate top (minor scratch resistance)
GW 1" thick acid resistant, water resistant black gemweld top (no scratch resistance)
PCS 1" thick acid, chemical and water resistant black chemsurf laminate top (minor scratch resistance)

powder
coat
tops only

PWC 1" thick environmentally friendly black mar, abrasion, acid and chemical resistant thermoset powder coat top

epoxy
resin
tops only

EPR 1" or 3/4" thick mar, abrasion, acid and chemical resistant non-flammable and non-absorbent epoxy resin top

NOTE: A MINIMUM ORDER OF TEN (10) EPR EPOXY RESIN TABLES IS REQUIRED



	model number	description	d	w	h	freight
	ST60AC-__	science table without compartments	24	60	22-30	class 85 kd cwt 8 cu ft
	ST54AC-__	science table without compartments	24	54	22-30	class 85 kd cwt 7 cu ft
	ST48AC-__	science table without compartments	24	48	22-30	class 85 kd cwt 6 cu ft

1 1/4" black laminate top minor scratch resistance	1" acid and water resistant gemweld; black	1" mar, abrasion, acid and chemical resistant powder coat; black	1 1/4" acid, chemical and water resistant chemsurf laminate; black	1" mar, abrasion, acid and chemical resistant epoxy resin; black	3/4" mar, abrasion, acid and chemical resistant epoxy resin; black
P	GW	PWC	PCS	EPR	3/4EPR
list \$ F.O.B.	list \$ F.O.B.	list \$ F.O.B.	list \$ F.O.B.	list \$ F.O.B.	list \$ F.O.B.
341 cwt 62 lb	365 cwt 57 lb	416 cwt 57 lb	447 cwt 62 lb	-	-
329 cwt 55 lb	339 cwt 52 lb	413 cwt 52 lb	436 cwt 55 lb	-	-
316 cwt 51 lb	320 cwt 47 lb	373 cwt 47 lb	408 cwt 51 lb	-	-

top

P laminate
GW gemweld
PWC powder coat
PCS chemsurf
laminate
EPR epoxy resin

chassis
leg
finishes

LO light oak (standard, consult customer service for custom colors)
LB2 black metal (matte black finish, available with and without casters)
AC chrome, standard height adjusts from 22" to 30" and also available 17" to 25"; please specify

standard
heights

CST standard height; 30"
ST standard height; 30"; available heights up to 30"- add \$49, heights up to 36"- add \$83
ST_AC chrome, standard height adjusts from 22" to 30" and also available 17" to 25"; please specify
ST_LB standard height; 28 1/2"

options
specify "__"

B for two black plastic under top book boxes for LB2 and AC series tables - \$70 (boxes: 15" w x 14" d x 4 1/2" h)

additional
options

to add two drawers add \$128 to tables with compartments; for drawer locks add an additional \$108
note compartments are not available on tables over 72"
contact customer service for drawer availability on tables over 72"

laminate
tops only

P 1" thick black laminate top (minor scratch resistance)
GW 1" thick acid resistant, water resistant black gemweld top (no scratch resistance)
PCS 1" thick acid, chemical and water resistant black chemsurf laminate top (minor scratch resistance)

powder
coat
tops only

PWC 1" thick environmentally friendly black mar, abrasion, acid and chemical resistant thermoset powder coat top

epoxy
resin
tops only

EPR 1" or 3/4" thick mar, abrasion, acid and chemical resistant non-flammable and non-absorbent epoxy resin top

NOTE: A MINIMUM ORDER OF TEN (10) EPR EPOXY RESIN TABLES IS REQUIRED

2000 series classroom tables specifications

materials:

All wood shall be thoroughly air and kiln dried to a moisture content not exceeding 7% at time of assembly. All exposed wood to be well sanded and free from brashness, discoloration, wormholes, pits, and shakes.

top work surfaces:

Plastic laminate tops are 1" thick, 3-ply construction; consisting of a high-pressure laminate work surface and a 45 lb density flake board core. The face of top is laminated with a .05 plastic. The under side of the top has a smooth surface Gator-Ply backing sheet. Top has self-edged rims with the same laminate as used on the face of the top.

construction:

Rails are 3/4" thick and 4" deep solid hardwood. Legs on rectangular tables are solid plain hardwood 1 3/4" square with slightly rounded corners. Legs on round tables are 2 1/4" square with slightly rounded corners. The legs are fastened to the aprons by 3" x 5/16" steel hanger bolts which are screwed into the legs. These bolts pass through 15 gauge heavy steel corner irons that are screwed to the rails and secured by steel locking hex-nuts. Standard height of table is 30".

drawers:

Drawer fronts are of solid hardwood. Drawer sides and back are 7-ply solid wood with all dovetailed joints. Drawer bottoms are framed in. Inside dimensions are 14 1/2" wide x 13 3/4" long x 2 3/8" high.


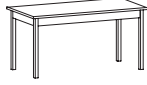
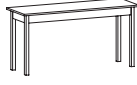

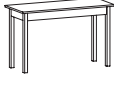


finish:

All Inwood finishes are catalyzed varnish finished to a #45 sheen. Our multi-step satin finishes leave an open grain natural look to the furniture, and are available in the following: (3L) walnut and (LO) light oak.

NOTE: OTHER INWOOD FINISHES ARE AVAILABLE WITH AN UPCHARGE



library tables | 2000 series | laminate top, apron, wooden legs

	model number	description	d	w	h	freight	list \$ F.O.B.
	ST2072 - _ - _	table without drawers	30	72	30	class 85 kd cwt 80 lb cu ft 9	470
	ST2060 - _ - _	table without drawers	30	60	30	class 85 kd cwt 65 lb cu ft 8	396
	ST2260 - _ - _	table without drawers <i>CAN SHIP UPS</i>	20	60	30	class 85 kd cwt 55 lb cu ft 5	340
	ST2148 - _ - _	table two drawers <i>CAN SHIP UPS</i>	20	48	30	class 85 kd cwt 45 lb cu ft 4	354
	ST2048 - _ - _	table without drawers <i>CAN SHIP UPS</i>	20	48	30	class 85 kd cwt 45 lb cu ft 4	311
	ST48R - _ - _	table without drawers	48		30	class 85 kd cwt 75 lb cu ft 8	489
	ST42R - _ - _	table without drawers	42		30	class 85 kd cwt 55 lb cu ft 6	422

top | P laminate top | options standard height; 30" optional heights up to 30"- add \$49 a 30" table is supplied if no specification is made

finishes | 3L-P walnut | LO-P light oak

1500 series classroom tables specifications

materials:

All wood shall be thoroughly air and kiln dried to a moisture content not exceeding 7% at time of assembly. All exposed wood to be well sanded and free from brashness, discoloration, worm holes, pits, and shakes.

top work surfaces:

Plastic laminate tops are 1 3/16" thick, 3-ply construction; consisting of a high-pressure laminate work surface and a 45 lb density particleboard core. Face of top is laminated with a .05 plastic. The under side of the top has a smooth surface Gator-Ply backing sheet. Top is banded with 5/16" Oak wood rims to match base stock.

construction:

All tables have solid hardwood base rails and legs. The 2 3/8" x 2 3/8" tapered legs are fastened to the base with 15 gauge steel corner braces and 3 1/2" leg bolts secured by steel locking hex-nuts. Top is fastened to the table base with wood screws. Standard height of the table is 29".


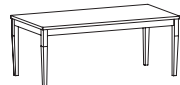
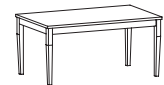






finish:

All Inwood finishes are catalyzed lacquer to a #45 sheen. Our multi-step finishes leave an open grain natural look to the furniture, and are available in following finishes: (3L) walnut, (LO) light oak, (MO) medium oak, (DO) dark oak.

NOTE: OTHER INWOOD FINISHES ARE AVAILABLE WITH AN UPCHARGE






library tables | 1500 series | laminate top, wooden & adjustable legs

	model number	description	d	w	h	freight	list \$ F.O.B.
	T1590 - _ - _	table without drawers	36	90	29	class 85 kd cwt 133 lb cu ft 10	846
	T1572 - _ - _	table without drawers	36	72	29	class 85 kd cwt 125 lb cu ft 9	665
	T1560 - _ - _	table without drawers	36	60	29	class 85 kd cwt 105 lb cu ft 8	614
	T1536 - _ - _	table without drawers <i>CAN SHIP UPS.</i>	24	36	29	class 85 kd cwt 55 lb cu ft 4	428
	T1548 - _ - _	table without drawers	48		29	class 85 kd cwt 95 lb cu ft 8	626
	TA1548 - _ - _	table adjustable chrome legs <i>ADJUSTS FROM 22" TO 30" IN ONE INCH INCREMENTS</i>	48	30		class 85 kd cwt 65 lb cu ft 6	448
	TA1542 - _ - _	table adjustable chrome legs <i>ADJUSTS FROM 22" TO 30" IN ONE INCH INCREMENTS</i>	42	30		class 85 kd cwt 60 lb cu ft 5	388
	TA1536 - _ - _	table adjustable chrome legs <i>ADJUSTS FROM 22" TO 30" IN ONE INCH INCREMENTS</i>	36	30		class 85 kd cwt 55 lb cu ft 4	329
	MFBC - _	bookcase flat shelves locking casters	15	30	42	class 125 cwt 125 lb cu ft 14	917

top	P laminate top	options standard height 29" custom heights up to 29"- add \$38 a 29" table is supplied if no specification is made
-----	----------------	--

finishes	3L-P walnut LO-P light oak MO-P medium oak DO-P dark oak
----------	---



	model number	description	d	w	h	freight	list \$ F.O.B.
	MDBC - __	bookcase display shelves locking casters	15	30	42	class 125 cwt 175 lb cu ft 14	1,024
	CLS - _ - _ - _	contemporary lectern stand use on table top or with CPU unit <small>SELECT EDGE DETAIL TO MATCH SERIES AVAILABLE IN HPL TOPS ONLY</small>	22	30	20	class 125 cwt 50 lb cu ft 4	741
	DS2448 - __	dictionary stand	14	24	8	class 125 cwt 15 lb cu ft 3	209

top	P laminate top	options standard height 29" custom heights up to 29"- add \$38 a 29" table is supplied if no specification is made
-----	----------------	--

finishes	3L-P walnut LO-P light oak MO-P medium oak DO-P dark oak
----------	---

400 series classroom tables specifications

materials:

All wood shall be thoroughly air and kiln dried to a moisture content not exceeding 7% at time of assembly. All exposed wood to be well sanded and free from brashness, discoloration, worm holes, pits, and shakes.

top work surfaces:

Plastic laminate tops are 3/4" thick, 3-ply construction; consisting of a high-pressure laminate work surface and a 45 lb density flake board core. Face of top is laminated with a .05 plastic. The under side of the top has a smooth surface Gator-Ply backing sheet. Top has self-edged rims with the same laminate as used on the face of the top.

construction:

Rails are 3/4" thick and 4" deep solid hardwood. Legs on 48", 60", and 72" rectangular tables to be solid hardwood 2 1/4" square with corners slightly rounded. Legs on 36" and 42" rectangular tables are 1 3/4" square with corners rounded. The legs are fastened to the aprons by three 3 1/2" x 5/16" steel hanger bolts which are screwed into the legs. These bolts pass through 15 gauge heavy steel corner irons that are screwed to the rails and secured by steel locking hex-nuts. Standard height of table is 30"

finish:

All Inwood finishes are catalyzed varnish to a #45 sheen. Our multi-step satin finishes leave an open grain natural look to the furniture, and are available in the following finishes: (3L) walnut and (LO) light oak.

NOTE: OTHER INWOOD FINISHES ARE AVAILABLE AT AN UPCHARGE



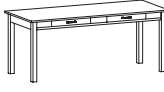
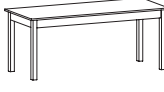

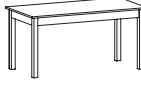

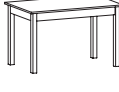

drawers:

Drawer fronts are of solid hardwood. Drawer sides and back are 7-ply solid wood with all joints being dovetailed. Drawer bottoms are framed. Inside dimensions are:

T442	19" w x 16" d x 2 1/8" h
T436	19" w x 14" d x 2 1/8" h
T472, T460, T448	19" w x 19" d x 2 1/8" h
T422KB	20 5/8" w x 14" d x 3 1/8" h

top	P laminate top	options standard height; 30" optional heights up to 30"- add \$38 a 30" table is supplied if no specification is made
------------	-----------------------	--



	model number	description	d	w	h	freight	list \$ F.O.B.
	T472RT - _ - _	reading table sloped surface <small>SHELF EDGE HEIGHT: 32" D x 72" W x 30 1/2" H</small>	32	72	35.25	class 85 kd cwt 150 lb cu ft 18	872
	T448RT - _ - _	reading table sloped surface <small>SHELF EDGE HEIGHT: 32" D x 48" W x 30 1/2"</small>	32	48	35.25	class 85 kd cwt 95 lb cu ft 12	706
	T472 - _ - _	table two drawers	30	72	30	class 85 kd cwt 90 lb cu ft 9	590
	T472A - _ - _	table without drawers	30	72	30	class 85 kd cwt 85 lb cu ft 9	516
	T460 - _ - _	table two drawers	30	60	30	class 85 kd cwt 85 lb cu ft 8	534
	T460A - _ - _	table without drawers	30	60	30	class 85 kd cwt 70 lb cu ft 8	449
	T448 - _ - _	table one drawer <small>CAN SHIP UPS</small>	30	48	30	class 85 kd cwt 70 lb cu ft 6	464
	T448A - _ - _	table without drawers <small>CAN SHIP UPS.</small>	30	48	30	class 85 kd cwt 65 lb cu ft 6	406
	T442KB - _ - _	table with keyboard tray	26	42	30	class 85 kd cwt 60 lb cu ft 5	459

finishes	3L-P walnut LO-P light oak
-----------------	---




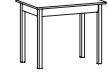
T472RT-LO-P

unit identification (type), top dimension - chassis & top finish - top material

library tables | 400 series

| laminate top, wooden legs



	model number	description	d	w	h	freight	list \$ F.O.B.
	T442 - _ - _	table one drawer <small>CAN SHIP UPS</small>	26	42	30	class 85 kd cwt 52 lb cu ft 5	331
	T442A - _ - _	table without drawer <small>CAN SHIP UPS</small>	26	42	30	class 85 kd cwt 50 lb cu ft 5	311
	T436 - _ - _	table one drawer <small>CAN SHIP UPS</small>	24	36	30	class 85 kd cwt 48 lb cu ft 4	299
	T436A - _ - _	table without drawer <small>CAN SHIP UPS</small>	24	36	30	class 85 kd cwt 48 lb cu ft 4	293

top	P laminate top	options standard height; 30" optional heights up to 30"- add \$38 a 30" table is supplied if no specification is made
-----	----------------	---

finishes	3L-P walnut LO-P light oak
----------	-------------------------------

300 series bookcase specifications

materials:

All wood shall be thoroughly air and kiln dried to a moisture content not exceeding 7% at time of assembly. All exposed wood and veneers to be well sanded and free from discoloration worm holes, pits and shakes. All exterior surface veneers to be knife cut 1/36" thick, Black Walnut or Oak stock. Veneers to be edge-glued with moisture resistant resin glue applied in hot plate presses. Veneers to be carefully matched for grain and color.

parts:

Tops, end panels and shelves are 3-ply construction with a genuine Walnut or Oak veneer face on 45 lb density flake board core with a veneer backer. The back panel is to be 1/4" thick, 3-ply construction with Walnut veneer or Oak face, rotary core and sound hardwood back.

construction:

To be full mortise and tenon between base piece, lower shelf, ends and top. Mortise and tenon joints to be reinforced by 1" #8 Phillips flat head screws. The base piece is glued and screwed to the ends and bottom shelf with 1 1/4" #8 Phillips flat head screws. The 1/4" 3-ply back panel is to be fastened from the back side with 5/8" narrow crown staples located 4" apart and the back panel is to be recessed flush with the ends and top.

finish:

Exposed wood surface to be finished a catalyzed varnish.

200 series bookcase specifications

materials:

All wood shall be thoroughly air and kiln dried to a moisture content not exceeding 7% at time of assembly. All exposed wood and veneers to be well sanded and free from discoloration, worm holes, pits and shakes. All exterior surface veneers to be knife cut 1/36" thick, Black Walnut or Oak stock. Veneers to be edge-glued with moisture resistant resin glue applied in hot plate presses. Veneers to be carefully matched for grain and color.

parts:

Tops and end panels are 3-ply construction with a genuine Walnut or Oak veneer face on 45 lb. density flake board core with a veneer backer. The back panel is to be 1/4" thick, 3-ply construction with Walnut veneer or Oak face, rotary core and sound hardwood back. Shelves are 3/4" solid hardwood with a veneer front edge.

construction:

To be full mortise and tenon between base piece, lower shelf, ends and top. Mortise and tenon joints to be reinforced by 1" #8 Phillips flat head screws. The base piece is glued and screwed to the ends and bottom shelf with 1 1/4" #8 Phillips flat head screws. The 1/4" 3-ply back panel is to be fastened from the back side with 5/8" narrow crown staples located 4" apart and the back panel is to be recessed flush with the ends and top.

finish:

Exposed wood surface to be finished a catalyzed varnish.

bookcases

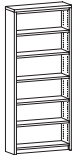
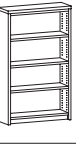
300 series

laminite chassis, coreboard shelves

200 series

laminite chassis, solid wood shelves



	model number	description	d	w	h	freight	list \$ F.O.B.
	BC384 - _ - _	bookcase four adjustable shelves one fixed shelf in center fixed bottom shelf <i>ADDITIONAL SHELVES \$75 EACH</i>	12	36	84	class 125 cwt 150 lb cu ft 28	1,088
	BC372 - _ - _	bookcase three adjustable shelves one fixed shelf in center fixed bottom shelf <i>ADDITIONAL SHELVES \$75 EACH</i>	12	36	72	class 125 cwt 130 lb cu ft 24	946
	BC360 - _ - _	bookcase two adjustable shelves one fixed shelf in center fixed bottom shelf <i>ADDITIONAL SHELVES \$75 EACH</i>	12	36	60	class 125 cwt 110 lb cu ft 20	806
	BC348 - _ - _	bookcase two adjustable shelves fixed bottom shelf <i>ADDITIONAL SHELVES \$75 EACH</i>	12	36	48	class 125 cwt 90 lb cu ft 16	634
	BC336 - _ - _	bookcase two adjustable shelves fixed bottom shelf <i>ADDITIONAL SHELVES \$75 EACH</i>	12	36	36	class 125 cwt 70 lb cu ft 12	567
	BC330 - _ - _	bookcase one adjustable shelf fixed bottom shelf <i>ADDITIONAL SHELVES \$75 EACH</i>	12	36	30	class 125 cwt 60 lb cu ft 11	458
	BC284 - _ - _	bookcase four adjustable shelves one fixed shelf in center fixed bottom shelf <i>ADDITIONAL SHELVES \$95 EACH</i>	12	36	84	class 125 cwt 135 lb cu ft 28	1,276
	BC272 - _ - _	bookcase three adjustable shelves one fixed shelf in center fixed bottom shelf <i>ADDITIONAL SHELVES \$95 EACH</i>	12	36	72	class 125 cwt 120 lb cu ft 24	1,094
	BC260 - _ - _	bookcase two adjustable shelves one fixed shelf in center fixed bottom shelf <i>ADDITIONAL SHELVES \$95 EACH</i>	12	36	60	class 125 cwt 100 lb cu ft 20	928

veneer

- 3L-W walnut
- 2KL-W walnut
- 25C-W cherry on walnut
- 25M-W mahogany on walnut
- 4L-W dark mahogany on walnut
- LO-W light oak
- MO-W medium oak
- DO-W dark oak

BC384-3L-W

unit identification (type) & dimension - chassis option & finish

bookcases

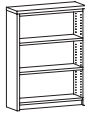


300 series

| laminate chassis, coreboard shelves

200 series

| laminate chassis, solid wood shelves



	model number	description	d	w	h	freight	list \$ F.O.B.
	BC248 - _ - _	bookcase two adjustable shelves fixed bottom shelf <i>ADDITIONAL SHELVES \$95 EACH</i>	12	36	48	class 125 cwt 85 lb cu ft 16	707
	BC236 - _ - _	bookcase two adjustable shelves fixed bottom shelf <i>ADDITIONAL SHELVES \$95 EACH</i>	12	36	36	class 125 cwt 65 lb cu ft 12	628
	BC230 - _ - _	bookcase one adjustable shelf fixed bottom shelf <i>ADDITIONAL SHELVES \$95 EACH</i>	12	36	30	class 125 cwt 50 lb cu ft 10	505

veneer

3L-W walnut
2KL-W walnut
25C-W cherry on walnut
25M-W mahogany on walnut
4L-W dark mahogany on walnut
LO-W light oak
MO-W medium oak
DO-W dark oak



statesmen 700 series specifications

materials:

All wood is thoroughly air and kiln dried to a moisture content not to exceed 7% at the time of assembly.

veneers:

All exposed surfaces are plain sliced American Black Walnut. Veneers are carefully book-matched and balanced. All drawer fronts, doors, end panels, and modesty panels are vertical genuine Walnut.

top work surfaces:

Plastic laminate tops are 1 1/8" thick, 3-ply construction; consisting of a high-pressure laminate work surface and a 45 lb density flake board core. The under side of the top has a smooth surface Gator-Ply backing sheet.

pedestal construction:

3/4" thick 3-ply panel with 1 1/16" hardwood posts. American Black Walnut veneer on all exposed surfaces and a 45 lb. density flake board core. Each pedestal in desk units have a 3-ply dictation arm slide mounted above the drawers. The desk has one file drawer over one box drawer in each pedestal. The pedestals are constructed and shaped in solid hardwood; adjustable leveling glides are mounted in each of the pedestal legs. All joints are reinforced with concealed metal L-shaped brackets.

drawers:

Drawer fronts are 3/4" thick, 3-ply construction with vertical book matched Walnut veneer. Drawer edges are veneered on top with matching Walnut. All drawer sides and backs are plywood, dovetailed front and back with 3-ply drawer bottoms. Drawer bottoms are framed on four sides and stapled from the bottom side. Drawer interiors and exteriors are finished with a clear drawer coat to prevent swelling or shrinkage. Box drawers have a high grade Sterling metal ball-bearing drawer suspension. File drawers have a high grade Sterling metal ball bearing full progressive suspension and are equipped with metal rods for hanging file folders. All drawers have smooth quiet operation. Drawer hardware is an Antique Brass pull. Each desk is standard with a center drawer and a solid wood pen and pencil tray.

locking:

Kneespace pedestal locks that also lock the center drawer. Each unit is equipped with two keys. Units may be keyed alike in groups (per office, if requested) for an additional charge of \$31 list.


finish:

All Inwood finishes are catalyzed varnish and have excellent durability. Our multi-step satin finishes leave open grain natural look to the furniture, and available in the following finishes: (3L-P) walnut


statesman

desks


letter
front to back



letter/letter
combination




letter/legal
combination




**returns
and
credenzas**


letter
front to back



letter
side to side

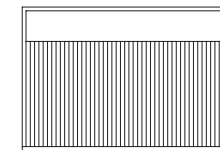


legal
side to side




lateral files


letter
side to side



letter
front to back



legal
side to side






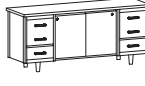



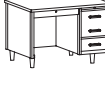

F776-3L-P

unit identification (type), top dimension - chassis & top finish - top material

statesman | 700 series

| laminate top, veneer chassis



	model number	description	d w h	freight	list \$ F.O.B.
	F776-3L-P	conference desk double pedestal desk with center drawer file/box drawer in both pedestals	42 76 29 <i>KNEESPACE: 26.5"</i>	class 125 cwt 325 lb cu ft 54	1,867
	F772-3L-P	conference desk double pedestal desk with center drawer file/box drawer in both pedestals	36 72 29 <i>KNEESPACE: 26.5"</i>	class 125 cwt 305 lb cu ft 44	1,740
	F760-3L-P	desk double pedestal desk with center drawer file/box drawer in both pedestals	30 60 29 <i>KNEESPACE: 26.5"</i>	class 125 cwt 250 lb cu ft 31	1,662
	CR766D-3L-P	credenza file/box pedestal on each side sliding doors in center one adjustable shelf <i>ADDITIONAL SHELVES \$75 EACH</i>	20 66 29	class 125 cwt 210 lb cu ft 22	1,553
	CW7602F-3L-P	credenza file/box pedestal on each side	20 60 29	class 125 cwt 165 lb cu ft 19	1,277
	D760R-3L-P	single pedestal desk right file/box pedestal includes center drawer <i>KNEESPACE: 40.25"</i>	30 60 29	class 125 cwt 220 lb cu ft 37	1,230
	D760L-3L-P	single pedestal desk left file/box pedestal includes center drawer <i>KNEESPACE: 40.25"</i>	30 60 29	class 125 cwt 220 lb cu ft 37	1,230
	F742R-FD-3L-P	single pedestal desk right file/box pedestal includes center drawer <i>NOT FOR USE WITH RETURN UNITS</i>	30 42 29 <i>KNEESPACE: 23.5"</i>	class 125 cwt 165 lb cu ft 26	1,105
	F742L-FD-3L-P	single pedestal desk left file/box pedestal includes center drawer <i>NOT FOR USE WITH RETURN UNITS</i>	30 42 29 <i>KNEESPACE: 23.5"</i>	class 125 cwt 165 lb cu ft 26	1,105



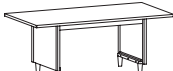
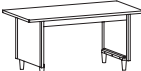





top P laminate top

	model number	description	d w h	freight	list \$ F.O.B.
	R74820R-EH-3L-P	single pedestal return right file/box pedestal	20 48 29	class 125 cwt 110 lb cu ft 25	794
	R74820L-EH-3L-P	single pedestal return left file/box pedestal	20 48 29	class 125 cwt 110 lb cu ft 25	794
	4FD760-3L-P	lateral file/four drawers two drawer side by side under common top letter and legal capacity	20 59 29	class 125 cwt 215 lb cu ft 26	1,862
	2FD730-3L-P	lateral file/two drawer letter and legal capacity	20 30 29	class 125 cwt 110 lb cu ft 14	952
	PW730-3L-P	bookcase hinged wood doors one adjustable shelf	20 30 29	class 125 cwt 70 lb cu ft 10	628
	PW730N-3L	bookcase hinged wood doors one adjustable shelf no top	19.5 29.5 27.75	class 125 cwt 60 lb cu ft 9	562
	SW730-3L-P	bookcase sliding wood doors one adjustable shelf	20 30 29	class 125 cwt 75 lb cu ft 10	647
	SW730N-3L	bookcase sliding wood doors one adjustable shelf no top	19.5 29.5 27.75	class 125 cwt 55 lb cu ft 9	529
	OB730-3L-P	open bookcase one adjustable shelf	20 30 29	class 125 cwt 70 lb cu ft 10	510

laminate 3L-P walnut

F776-3L-P




unit identification (type), top dimension - chassis & top finish - top material

	model number	description	d w h	freight	list \$ F.O.B.
	OB730N-3L	open bookcase one adjustable shelf no top	19.5 29.5 27.75	class 125 cwt 50 lb cu ft 9	430
	TC720-3L-P	telephone cabinet box drawer	19 20 29	class 125 cwt 35 lb cu ft 7	660
	PT772-3L-P	panel end table	36 72 29	class 85 kd cwt 135 lb cu ft 9	1,126
	PT760-3L-P	panel end table	30 60 29	class 85 kd cwt 105 lb cu ft 6	774
	T760-3L-P	table one drawer	30 60 29	class 85 kd cwt 100 lb cu ft 8	797
	P700-3L	panel end <i>CAN SHIP UPS FOR STABILITY ORDER B702 BRACES</i>	17.5 27.75	class 85 kd cwt 10 lb cu ft 2	144
	P700T-3L	panel end typing height <i>CAN SHIP UPS FOR STABILITY ORDER B702 BRACES</i>	17.5 25.75	class 85 kd cwt 10 lb cu ft 2	144
	C772-3L	costumer <i>CAN SHIP UPS</i>	72	class 85 kd cwt 15 lb cu ft .5	205
	CO266-3L	costumer <i>CAN SHIP UPS</i>	66	class 85 kd cwt 10 lb cu ft .5	144

top P laminate top

statesman | 700 series | laminate top, veneer chassis



	model number	description	d w h	freight	list \$ F.O.B.
	T66SE-3L-P	top only	20 66 1.125	class 70 kd cwt 49 lb cu ft 2	319
	T60SE-3L-P	top only <i>IF SIZE OF TOP IS NOT LISTED, TAKE PRICE OF NEXT LARGEST SIZE AND ADD \$93 FOR CUTTING DOWN, PLEASE SPECIFY SIZE REQUIRED CAN SHIP UPS</i>	20 60 1.125	class 70 kd cwt 45 lb cu ft 2	279
	T30SE-3L-P	top only <i>IF SIZE OF TOP IS NOT LISTED, TAKE PRICE OF NEXT LARGEST SIZE AND ADD \$93 FOR CUTTING DOWN, PLEASE SPECIFY SIZE REQUIRED CAN SHIP UPS</i>	20 30 1.125	class 70 kd cwt 20 lb cu ft 1	165
	H702	hardware to fasten two tops together at the same level			28
	H701	hardware to fasten a top to the side of a unit			28
	B702	two leg braces for P-700 and P-700T			28

laminate 3L-P walnut

F776-3L-P

unit identification (type), top dimension - chassis & top finish - top material


statesman

| 700 series

| laminate top, veneer chassis




model number	description	d	w	h	freight	list \$ F.O.B.
M700R-FD-EH-3L-P	executive "I" unit	78	60	29	class 125 cwt 330 lb cu ft 52	2,024



consists of:		d	w	h	quantity
D760L-3L-P	single pedestal desk left file/box pedestal	30	60	29	1
R74820R-EH-3L-P	single pedestal return right file/box pedestal	20	48	29	1

model number	description	d	w	h	freight	list \$ F.O.B.
M700L-FD-EH-3L-P	executive "I" unit	78	60	29	class 125 cwt 330 lb cu ft 52	2,024



consists of:		d	w	h	quantity
D760R-3L-P	single pedestal desk right file/box pedestal	30	60	29	1
R74820L-EH-3L-P	single pedestal return left file/box pedestal	20	48	29	1

top	P	laminates
		for 60" x 20" return on above units add \$146 upcharge and note: "special 60" x 20" return" 27" high typing height return available - add \$197 list and specify "TH" in place of "EH"

laminates	3L-P	walnut

instructions for seating product are available online and within product cartons

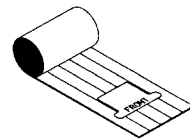
online instructions

Inwood Office Environments makes available the complete library of product instructions for seating and office furniture. Please visit inwood.net and click the "assembly instructions" link to review the downloadable PDF documents. You'll also find information for the care and maintenance of your new inwood furniture. Any issues? Assistance is only a phone call away. Call 1-800-786-6121 or 1-812-482-6121 for Inwood customer service. Our customer service representatives can talk you through most issues. Need professional service? We would be happy to suggest an authorized dealer or service technician within your area.


c.o.m. (customer's own material)

All seating can be upholstered with appropriate material furnished by the customer. **All prices are listed under Grade 2.**

Yardage requirements shown are based on the use of non-directional fabric 54" wide and the fabric being cut "up the roll." If the c.o.m. fabric is to be railroaded, please contact Customer Service for revised yardage requirements. Inwood reserves the right to inspect, approve or reject any c.o.m. fabric. Once approved, Inwood cannot assume responsibility or liability for the durability, tailoring, appearance, or other qualities of customer furnished coverings.



pattern cut "up the roll"



pattern cut "railroaded"

all com orders must

- Include a 3 inch x 3 inch swatch of the fabric stapled to the purchase order, indicating which side is to be exposed
- Indicate whether application is vertical or horizontal if fabric has a pattern or stripe
- Include fabric supplier's name, fabric number, and color
- Be approved by Inwood. DO NOT ship c.o.m fabric until customer service has notified you of the acceptability of your fabric
- Be shipped prepaid and marked with your company name, purchase order number, and any special instructions

Orders for items using c.o.m. cannot be put into a production schedule until the fabric is received. The date that c.o.m. is received will be considered the actual date of the order.

fabric cut yardage/list price per yard

grade 1	\$20
grade 2	\$22
grade 3	\$26
grade 4	\$31
grade 5	\$37
grade 6	\$42
grade 7	\$45

inwood fabric graded-in program

Dye lots may vary slightly from samples shown. All fabrics are 54" wide. Prices are subject to change without notice. All figures are in U.S. dollars.

please note:

Fabric listed in **bold type** indicate Inwood standard grade fabric.

cf stinson fabrics:

samples

cf stinson contract seating fabrics have been graded into the Inwood standard program. To view the full line of available fabric patterns and colorways, please visit www.cfstinson.com or call 800.841.6279 direct for samples.

pattern

grade

avenue	5
axiom	c.o.m.
basis	7
caboodle	c.o.m.
catch a wave	6
chauncey	4
circa	4
confetti	3
crackle	c.o.m.
dupree	c.o.m.
enduro	3
enduro II	3
enduro III	3
fast trax	6
flicker	c.o.m.
frame	5
halo	6
happy hour	5
hex	5
highwire	5
impact	3
imperial	c.o.m.
intersect	c.o.m.
intrigue	3
jetson	4
lindley park	3
loft	3
melange	6
new hempstead	2
nexus	c.o.m.
pixie	7
quad	4
simon	3
spin	4
static	c.o.m.
sushi	7
tangle	c.o.m.
transcend	2
vision	4
wickets	c.o.m.
zenith	7
zimbot	c.o.m.
zip	4

***BOLD - NEW FOR 2007**

mayer fabrics:

samples

Mayer contract seating fabrics have been graded in to the Inwood standard program. To view the full line of available fabric patterns and colorways, please visit www.mayerfabrics.com or call 800.428.4415 direct for samples.



woven crypton offering

pattern

grade

accord	c.o.m.
aldine	c.o.m.
altemont	c.o.m.
atelier	c.o.m.
barenthal	c.o.m.
bebop	c.o.m.
boardwalk	c.o.m.
boulevard	c.o.m.
branch out	c.o.m.
bravo	c.o.m.
cadence	c.o.m.
checkers	c.o.m.
cheetah suede	c.o.m.
city lights	c.o.m.
comet	6
fathom	c.o.m.
finish line	c.o.m.
frequency	c.o.m.
gem	c.o.m.
gramercy park	c.o.m.
groovy	c.o.m.
holiday	c.o.m.
hopscotch	c.o.m.
leafage	c.o.m.
legend	c.o.m.
lyric	c.o.m.
metric	c.o.m.
metro	7
mezzano	c.o.m.
mirabella	c.o.m.
napoli	c.o.m.
new dimensions	c.o.m.
oxford	c.o.m.
park place	c.o.m.
parkland	c.o.m.
posh	c.o.m.
promenade	c.o.m.
round 'n round	c.o.m.
runway	c.o.m.
smart suede	c.o.m.
solo	c.o.m.
suede	c.o.m.
taffeta stripe	c.o.m.
toscana	c.o.m.
totem	c.o.m.
tracery	c.o.m.

pattern

grade

fabric offering

a new era [r]	c.o.m.
abacus	c.o.m.
acanthus	5
agora	c.o.m.
air mesh	5
alcazar	7
arcade	c.o.m.
ascent (fr)	c.o.m.
axis	7
benefit [r]	6
bijou	4
brocade	5
bulls eye [r]	6
cape 10	4
carat	4
casa	c.o.m.
casbah	c.o.m.
cathedral	4
celebration	4
charleston	4
chateau	c.o.m.
chelsea	4
clarity	4
classic velvet	7
clematis	4
companion 10	4
compass	c.o.m.
constructure [r]	4
contrex	6
cornerstone	3
courtyard	4
crepe (fr)	4
cross check	1
crosstown	4
damask	5
decade crepe 10	4
decade orion 10	4
denominator (fr)	5
detail	7
dialogue 10	4
duraweave® 10	3
eden	c.o.m.
electron [r]	4
environs	c.o.m.
essential	2
filigree [r]	5
flying high	5
formula (fr)	7
forte	1
forum (fr)	7
foundaton	2
foundation eco. 10 [r]	3
framework [r]	6
full circle [r]	c.o.m.
giovanni	c.o.m.
global (fr)	c.o.m.
gothic tiles	5
greenbriar	5
harlequin	5
harmony	c.o.m.

additional mayer fabrics



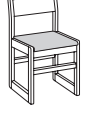






The following mayer fabrics are available as c.o.m. For pricing and availability please contact Mayer fabrics at 800.428.4415, or contact Inwood customer service for complete product pricing.








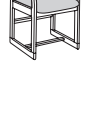

fabric offering




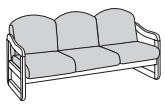
pattern	grade	pattern	grade
heritage	4	antelope	c.o.m.
high society	6	antelope pearl	c.o.m.
in the groove	5	antique	7
insignia	c.o.m.	bayou	c.o.m.
interlochen	5	bonanza	c.o.m.
jigsaw	5	caressa fr	5
jubilee	4	caressa suede	6
latitude	c.o.m.	doeskin	3
links [r]	4	florentino	4
mastertex	c.o.m.	fossils	c.o.m.
maya	5	jekyll & hyde**	5
merger (fr)	c.o.m.	maverick	5
monsoon (fr)	5	meis	7
nebula [r]	6	milano	c.o.m.
north star [r]	6	ostrich	5
nylon-stat esd	c.o.m.	ostrich ultra	c.o.m.
odyssey	7	outback	5
over the top	5	quintessence	c.o.m.
pageant	c.o.m.	radiance	6
paramount	4	radiance perf.	6
park avenue	6	santa ana	5
parquet	c.o.m.	serengeti	7
patio	c.o.m.	shimmer {r}	c.o.m.
perspective (fr)	5	virtually	c.o.m.
petit point	c.o.m.	virtually suede	c.o.m.
pinstripe	7		
pisces [r]	6	vinyl offering	
quattro	1	all seasons (fr)	5
regency	6	all use (fr)	3
rennie	6	athens (fr)	6
resolution {r}	7	boxwood	c.o.m.
riddle 10	4	chaps	5
ritz	4	crystals	c.o.m.
savannah 10	c.o.m.	currents	5
segment	7	dublin tweed (fr)	6
serenade	c.o.m.	fantasia (fr)	6
side by side 10	c.o.m.	floral (fr)	6
solid ground	c.o.m.	heather (fr)	5
spa	c.o.m.	jamestown	2
spacer mesh	2	key largo	5
spirit	c.o.m.	madrid sp black	1
square one	3	oxen sp black	1
square root 10	c.o.m.	plainview (fr)	5
straight & narrow	5	quadrangle	5
streamers 10	c.o.m.	rice paper (fr)	6
structure	4	sierra sp black	1
sunset strip	4	silhouette	5
symmetry 10	7	silk screen	6
syncopation 10	c.o.m.	skate	c.o.m.
taj	3	spirograph	c.o.m.
tangent (fr)	5	tiles	6
traverse	c.o.m.	twill (fr)	6
villa	c.o.m.	uptown	7
vineta	3	ventura	5
vogue	c.o.m.	vinyl stat esd	c.o.m.
waldorf too [r]	c.o.m.	wallaby sp black	1
waste not {r}	7	webscape	c.o.m.
wave length	3		
wildwood {r}	c.o.m.		

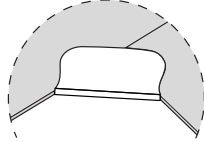
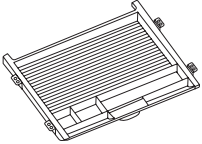
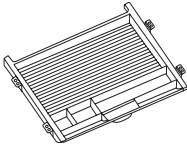
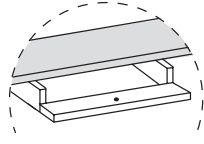
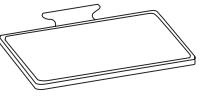
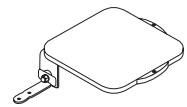


model number	description	d	w	h	freight	com/col	upholstery	F.O.B. list \$		
IC10US-18	stool upholstered seat	OVERALL		13	13	18	cwt 12 lb cu ft 6.9	com 3/4 yds	grade 1 grade 2 grade 3 grade 4 grade 5 grade 6 grade 7	364 368 374 382 392 436 437
		SEAT				18				
CAN SHIP UPS										
IC10-18	stool wood seat	OVERALL		13	13	18	cwt 12 lb cu ft 6.9		all wood	259
		SEAT				18				
CAN SHIP UPS										
IC10US-24	stool upholstered seat	OVERALL		14.5	14.5	24	cwt 14 lb cu ft 6.9	com 3/4 yd	grade 1 grade 2 grade 3 grade 4 grade 5 grade 6 grade 7	403 407 413 422 433 445 446
		SEAT				24				
CAN SHIP UPS										
IC10-24	stool wood seat	OVERALL		14.5	14.5	24	cwt 14 lb cu ft 6.9		all wood	260
		SEAT				24				
CAN SHIP UPS										
IC10US-30	stool upholstered seat	OVERALL		16.25	16.25	30	cwt 16 lb cu ft 10.6	com 3/4 yd	grade 1 grade 2 grade 3 grade 4 grade 5 grade 6 grade 7	413 417 423 431 441 452 453
		SEAT				30				
CAN SHIP UPS										
IC10-30	stool wood seat	OVERALL		16.25	16.25	30	cwt 16 lb cu ft 10.6		all wood	308
		SEAT				30				
CAN SHIP UPS										
IC101	chair four legs wood back wood seat	OVERALL		21.75	18	35	cwt 22 lb cu ft 11.1		all wood	460
		SEAT		14.75	17.5					
CAN SHIP UPS										
IC101-A	chair four legs wood back wood seat with arms	OVERALL		23	23.5	35	cwt 28 lb cu ft 13.9		all wood	578
		SEAT		15.75	17.5					
		ARM				26				
CAN SHIP UPS										
IC102	chair swivel base wood back wood seat	OVERALL		22	18	33-36	cwt 50 lb cu ft 20.3		all wood	672
		SEAT		14.75	16-19					
CAN SHIP UPS										

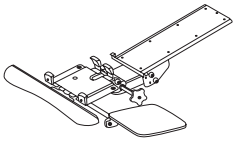
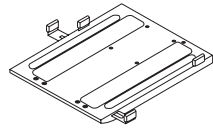
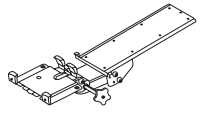
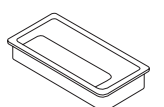
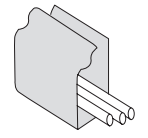
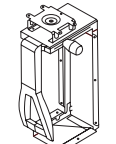
	model number	description	d	w	h	freight	com/col	upholstery	F.O.B. list \$
	IC125TA	chair four legs wood back wood seat tablet arm	OVERALL 30	22	35	cwt 32 lb cu ft 13.9		all wood	570
			SEAT 14.75	17.5					
			ARM	28					
		CAN SHIP UPS							
	IC1118SBUS	chair sled base wood back upholstered seat	OVERALL 20.25	18.75	32.25	cwt 24 lb cu ft 9.6	com 5/8 yd col 15 sqft	grade 1 grade 2 grade 3 grade 4 grade 5 grade 6 grade 7	543 546 551 558 566 576 577
			SEAT 17.25	17.5					
		CAN SHIP UPS							
	IC1116SBUS	chair sled base wood back upholstered seat	OVERALL 17	16	27	cwt 19 lb cu ft 6.9	com 5/8 yd col 15 sqft	grade 1 grade 2 grade 3 grade 4 grade 5 grade 6 grade 7	543 546 551 558 566 576 577
			SEAT 14	16					
		CAN SHIP UPS							
	IC1114SBUS	chair sled base wood back upholstered seat	OVERALL 17	16	25	cwt 14 lb cu ft 6.9	com 5/8 yd col 15 sqft	grade 1 grade 2 grade 3 grade 4 grade 5 grade 6 grade 7	543 546 551 558 566 576 577
			SEAT 14	14					
		CAN SHIP UPS							
	IC1118SB	chair sled base wood back wood seat	OVERALL 20.25	18.75	32.25	cwt 24 lb cu ft 9.6		all wood	441
			SEAT 17.25	17.5					
		CAN SHIP UPS							
	IC1116SB	chair sled base wood back wood seat	OVERALL 17	16	27	cwt 19 lb cu ft 6.9		all wood	441
			SEAT 14	16					
		CAN SHIP UPS							
	IC1114SB	chair sled base wood back wood seat	OVERALL 17	16	27	cwt 19 lb cu ft 6.9		all wood	441
			SEAT 14	14					
		CAN SHIP UPS							
	IC1118	chair four legs wood back wood seat	OVERALL 20.25	18.75	32.25	cwt 24 lb cu ft 9.6		all wood	441
			SEAT 17.25	17.5					
		CAN SHIP UPS							
	IC1116	chair four legs wood back wood seat	OVERALL 17	16	27	cwt 19 lb cu ft 6.9		all wood	441
			SEAT 14	16					
		CAN SHIP UPS							


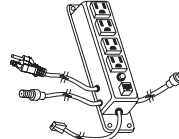
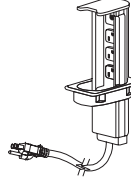
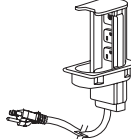
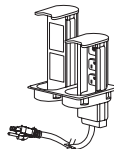
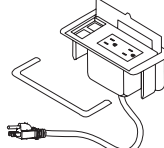
	model number	description	d	w	h	freight	com/col	upholstery	F.O.B. list \$
	IC1114	chair four legs wood back wood seat	OVERALL 17	16	25	cwt 19 lb cu ft 6.9		all wood	441
			SEAT 14	14					
		CAN SHIP UPS							
	IC7318SBUS	chair sled base wood back upholstered seat	OVERALL 21	18.75	32.75	cwt 25 lb cu ft 10.6	com 5/8 yd	grade 1 grade 2 grade 3 grade 4 grade 5 grade 6 grade 7	641 645 650 656 665 674 730
			SEAT 17	17.5					
		CAN SHIP UPS							
	IC7316SBUS	chair sled base wood back upholstered seat	OVERALL 17	16	28.75	cwt 20 lb cu ft 6.9	com 5/8 yd	grade 1 grade 2 grade 3 grade 4 grade 5 grade 6 grade 7	641 645 650 656 665 674 730
			SEAT 13.5	16					
		CAN SHIP UPS							
	IC7314SBUS	chair sled base wood back upholstered seat	OVERALL 17	16	28.75	cwt 14 lb cu ft 6.9	com 5/8 yd	grade 1 grade 2 grade 3 grade 4 grade 5 grade 6 grade 7	641 645 650 656 665 674 730
			SEAT 13.5	14					
		CAN SHIP UPS							
	IC7318US	chair four legs wood back upholstered seat	OVERALL 21	18.75	32.75	cwt 25 lb cu ft 10.6	com 5/8 yd	grade 1 grade 2 grade 3 grade 4 grade 5 grade 6 grade 7	641 645 650 656 665 674 730
			SEAT 17	17.5					
		CAN SHIP UPS							
	IC7316US	chair four legs wood back upholstered seat	OVERALL 17	16	28.75	cwt 20 lb cu ft 6.9	com 5/8 yd	grade 1 grade 2 grade 3 grade 4 grade 5 grade 6 grade 7	641 645 650 656 665 674 730
			SEAT 13.5	16					
		CAN SHIP UPS							
	IC7314US	chair four legs wood back upholstered seat	OVERALL 17	16	28.75	cwt 20 lb cu ft 6.9	com 5/8 yd	grade 1 grade 2 grade 3 grade 4 grade 5 grade 6 grade 7	641 645 650 656 665 674 730
			SEAT 13.5	14					
		CAN SHIP UPS							
	IC711SBUS	chair sled base wood back upholstered seat with arms	OVERALL 22.25	20.5	32.25	cwt 30 lb cu ft 11.1	com 5/8 yd	grade 1 grade 2 grade 3 grade 4 grade 5 grade 6 grade 7	774 777 783 789 798 807 808
			SEAT 17.5	17.5					
		CAN SHIP UPS							
	IC711US	chair four legs wood back upholstered seat with arms	OVERALL 22.25	20.5	33.25	cwt 30 lb cu ft 11.1	com 5/8 yd	grade 1 grade 2 grade 3 grade 4 grade 5 grade 6 grade 7	774 777 783 789 798 807 808
			SEAT 17.5	17.5					
		CAN SHIP UPS							
			ARM	25.5					

	model number	description	d	w	h	freight	com/col	upholstery	F.O.B. list \$		
	IC412US <i>CAN SHIP UPS</i>	chair rocker wood back upholstered seat <i>ALL WOOD AVAILABLE, PRICE = GRADE 1</i>	<i>OVERALL</i>	23	18.75	32.5	cwt 27 lb cu ft 13.6	com 5/8 yd col 15 sqft	grade 1 grade 2 grade 3 grade 4 grade 5 grade 6 grade 7	701 705 710 716 725 734 795	
			<i>SEAT</i>	17.5	17.5						
			<i>OVERALL</i>	27.5	18.75	32.5	cwt 27 lb cu ft 13.6	com 5/8 yd col 15 sqft	grade 1 grade 2 grade 3 grade 4 grade 5 grade 6 grade 7	723 726 731 738 746 756 756	
			<i>SEAT</i>	17.5	17.5						
			<i>OVERALL</i>	27.5	18.75	32.5	cwt 27 lb cu ft 13.6		all wood	648	
			<i>SEAT</i>	17.5	17.5						
			<i>OVERALL</i>	27.5	18.75	32.5	cwt 27 lb cu ft 13.6		all wood	671	
<i>SEAT</i>	17.5	17.5									
	IC412 <i>CAN SHIP UPS</i>	chair rocker wood back wood seat <i>ALL WOOD AVAILABLE, PRICE = GRADE 1</i>	<i>OVERALL</i>	27.5	18.75	32.5	cwt 27 lb cu ft 13.6		all wood	648	
			<i>SEAT</i>	17.5	17.5						
			<i>OVERALL</i>	27.5	18.75	32.5	cwt 27 lb cu ft 13.6		all wood	671	
			<i>SEAT</i>	17.5	17.5						
			<i>OVERALL</i>	31	24	32.5	cwt 53 lb cu ft 14.7	com 1 5/8 yd	grade 1 grade 2 grade 3 grade 4 grade 5 grade 6 grade 7	1,448 1,457 1,470 1,487 1,509 1,534 1,535	
			<i>SEAT</i>	21.25	17						
			<i>ARM</i>		22.75						
	IC761SB <i>CAN SHIP UPS</i>	chair sled base upholstered back upholstered seat	<i>OVERALL</i>	31	24	32.5	cwt 53 lb cu ft 14.7	com 1 5/8 yd	grade 1 grade 2 grade 3 grade 4 grade 5 grade 6 grade 7	1,448 1,457 1,470 1,487 1,509 1,534 1,535	
			<i>SEAT</i>	21.25	17						
			<i>ARM</i>		22.75						
			<i>OVERALL</i>	31	45	32.5	cwt 83 lb cu ft 00	com 3 3/8 yd	grade 1 grade 2 grade 3 grade 4 grade 5 grade 6 grade 7	2,281 2,299 2,326 2,362 2,407 2,458 2,461	
			<i>SEAT</i>	21.25	17						
			<i>ARM</i>		22.75						
			<i>OVERALL</i>	31	67	32.5	cwt 113 lb cu ft 37.9	com 5 yd	grade 1 grade 2 grade 3 grade 4 grade 5 grade 6 grade 7	3,311 3,388 3,378 3,431 3,498 3,573 3,578	
<i>SEAT</i>	21.25	17									
<i>ARM</i>		22.75									
	IC763SB <i>CAN SHIP UPS</i>	sofa sled base upholstered back upholstered seat	<i>OVERALL</i>	31	67	32.5	cwt 113 lb cu ft 37.9	com 5 yd	grade 1 grade 2 grade 3 grade 4 grade 5 grade 6 grade 7	3,311 3,388 3,378 3,431 3,498 3,573 3,578	
			<i>SEAT</i>	21.25	17						
			<i>ARM</i>		22.75						

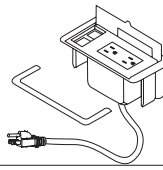
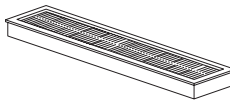
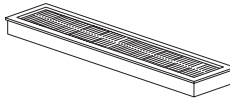



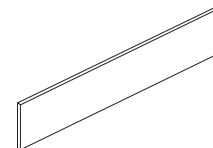
	model number	description	d w h	freight	list \$ F.O.B.
	2CM18B	corner maker use at intersection of a top and return/bridge to create a corner available in black metal		class 100 cwt .5 lb cu ft 3	111
	CDP	center drawer black plastic	19 24.3 1.8	class 100 cwt 5 lb cu ft 1	151
	CDP-I <i>FACTORY INSTALLED</i>	center drawer black plastic <i>CANNOT BE INSTALLED IN BRIDGES, CORNER UNITS OR ANY TREK 2500 SURFACES. PLEASE SPECIFY UNIT ON WHICH TO BE INSTALLED.</i>	19 24.3 1.8		151
	CDP-14	center drawer black plastic for use with 20" units	17 14 1.8	class 100 cwt 5 lb cu ft 1	151
	CDP-14-I <i>FACTORY INSTALLED</i>	center drawer black plastic for use with 20" units <i>CANNOT BE INSTALLED IN BRIDGES, CORNER UNITS OR ANY TREK 2500 SURFACES. PLEASE SPECIFY UNIT ON WHICH TO BE INSTALLED.</i>	17 14 1.8		151
	KBCD-I <i>FACTORY INSTALLED ONLY</i>	keyboard drawer with lock styled as center drawer with drop front drawer pulls out for keyboard use please specify grommet location			451
	KBP	plastic keyboard platform <i>ARTICULATING KEYBOARD CONTROLS HEIGHT ADJUSTMENT FROM 26.5" - 29"</i>	11 23 1.25	class 100 cwt 10 lb cu ft .5	290
	KBP-I <i>FACTORY INSTALLED</i>	plastic keyboard platform <i>ARTICULATING KEYBOARD CONTROLS HEIGHT ADJUSTMENT FROM 26.5" - 29"</i> <i>CANNOT BE FACTORY INSTALLED IN BRIDGES, CORNER UNITS OR ANY TREK 2500 SURFACES. PLEASE SPECIFY UNIT ON WHICH TO BE INSTALLED</i>			290
	MT	fold out and tilting mouse tray for right hand or left hand <i>FOR USE WITH KBP, FIELD INSTALLATION ONLY</i>		class 100 cwt 5 lb cu ft .5	138

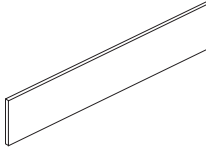
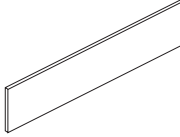
accessories

	model number	description	d w h	freight	list \$ F.O.B.
	KBMT	keyboard mechanism with clamp tray adjustable wrist rest and swivel mouse arm; black <i>HEIGHT ADJUSTABLE FROM 26.5" TO 29"</i>		class 100 cwt 15 lb cu ft 1	520
	KBMT-I <i>FACTORY INSTALLED</i>	keyboard mechanism with clamp tray adjustable wrist rest and swivel mouse arm; black <i>HEIGHT ADJUSTABLE FROM 26.5" TO 29"</i> <i>PLEASE SPECIFY UNIT ON WHICH TO BE INSTALLED</i>			520
	LTKB	lab top keyboard holder slides back into kneespace when lap top is closed; adjustable height and tilt; side clamps adjust to individual lap top size; black		class 100 cwt 10 lb cu ft .5	456
	LTKB-I <i>FACTORY INSTALLED</i>	lab top keyboard holder slides back into kneespace when lap top is closed; adjustable height and tilt; side clamps adjust to individual lap top size; black <i>PLEASE SPECIFY UNIT ON WHICH TO BE INSTALLED</i>			456
	KBCM	keyboard mechanism with articulating control mechanism clamps on to keyboard; eliminating the need for trays to hold keyboard; keyboard is mounted under worksurface; black <i>HEIGHT ADJUSTABLE FROM 26.5" TO 29"</i>	10 - 4.25	class 100 cwt 10 lb cu ft .5	241
	KBCM-I <i>FACTORY INSTALLED</i>	keyboard mechanism with articulating control mechanism clamps on to keyboard; eliminating the need for trays to hold keyboard; keyboard is mounted under worksurface; black <i>HEIGHT ADJUSTABLE FROM 26.5" TO 29"</i>			241
	RGS-I <i>FACTORY INSTALLED ONLY</i>	rectangular grommet set, two for worksurface one black plastic grommet on left and one on right side of work surface, accepts almost any size plug or cords please specify location	4 2 - <i>CAP REVEALS: 3.6 x 1.6 OPENING WITH A 3 x .75</i>		220
	WMC-30	wire/cable management conduit 2.25" x 1" black plastic wire/cable conduit; secures to kneespace or under tops with double sided tape; top opens for wires/cables to slip in and be concealed; customer can cut to length	- 30 -	class 100 cwt 00 lb cu ft 00	23
	CPU	fixed mount CPU holder 16 gauge steel for under top or panel side mount; black <i>FIELD INSTALLED ONLY</i>	<i>VERTICAL STORAGE: 15 - 24"</i> <i>HORIZONTAL ADJUSTMENT: 3 - 9"</i>	class 100 cwt 15 lb cu ft 1	319

	model number	description	d	w	h	freight	list \$ F.O.B.
	PSU - __	personal storage units universal style horizontal or vertical positioning <i>SPECIFY FINISH</i>	12	15.5	21.75	class 125 cwt 20 lb cu ft 2	520
	PCH <i>UL LISTED CSD CERTIFIED FIELD INSTALLED ONLY</i>	power communications harness mounts in any knee-well or any panel 13 AMP circuit breaker; 120 volt, 60 HZ, 13 AMP ratings; 10' power cord; 105 c; 16/3 13 AMP; 14' telephone hook up for phone; modem or fax; black					203
	PPM	pop up power supply management. three 10 amp simplex outlets; one adapter face plate; voice/data adapter kit to accept voice/data couplers and jacks (sold separately) separates power and data; black			6 FOOT POWER CORD		338
	PPM-I <i>FACTORY INSTALLED PLEASE SPECIFY LOCATION</i>	pop up power supply management. three 10 amp simplex outlets; one adapter face plate; voice/data adapter kit to accept voice/data couplers and jacks (sold separately) separates power and data; black			6 FOOT POWER CORD		338
	PPC	pop up power supply management. two 15 amp simplex outlets; one adapter face plates; one voice/data adapter kit to accept voice/data couplers and jacks (sold separately) separates power and data; black			6 FOOT POWER CORD		338
	PPC-I <i>FACTORY INSTALLED PLEASE SPECIFY LOCATION</i>	pop up power supply management. two 15 amp simplex outlets; one adapter face plates; one voice/data adapter kit to accept voice/data couplers and jacks (sold separately) separates power and data; black			6 FOOT POWER CORD		338
	PCC	pop up power and communications center. three 15 amp simplex outlets; two adapter face plates; two voice/data adapter kit to accept voice/data couplers and jacks (sold separately) 10 amp circuit breaker; black			6 FOOT POWER CORD		382
	PCC-I <i>FACTORY INSTALLED PLEASE SPECIFY LOCATION</i>	pop up power and communications center. three 15 amp simplex outlets; two adapter face plates; two voice/data adapter kit to accept voice/data couplers and jacks (sold separately) 10 amp circuit breaker; black			6 FOOT POWER CORD		382
	FPM	flip-up power management with two simplex outlets and two RJ45 outlets; black					413

accessories

	model number	description	d	w	h	freight	list \$ F.O.B.
	FPM-I <i>FACTORY INSTALLED PLEASE SPECIFY LOCATION</i>	flip-up power management with two simplex outlets and two RJ45 outlets; black					413
	BRKIT1	18" brush wire management grommet					395
	BRKIT1-I <i>FACTORY INSTALLED PLEASE SPECIFY LOCATION</i>	18" brush wire management grommet					395
	BRKIT2	two 18" brush wire management grommets					580
	BRKIT2-I <i>FACTORY INSTALLED PLEASE SPECIFY LOCATION</i>	two 18" brush wire management grommets					580
	WMTB-72 - __ - __	72" wide wall mount bulletin board tackboard wood frame with khaki color fabric standard <i>SPECIFY FRAME FINISH AND EDGE SEE PAGES 36-38 FOR ADDITIONAL FABRIC OPTIONS</i>	1.25	72	18.5	class 125 cwt 15 lb cu ft 1 <i>COM YARDAGE: 2.5 YARDS</i>	Gr 1 616 Gr 2 621 Gr 3 631 Gr 4 644 Gr 5 659 Gr 6 671 Gr 7 679
	WMTB-66 - __ - __	66" wide wall mount bulletin board tackboard wood frame with khaki color fabric standard <i>SPECIFY FRAME FINISH AND EDGE SEE PAGES 36-38 FOR ADDITIONAL FABRIC OPTIONS</i>	1.25	66	18.5	class 125 cwt 15 lb cu ft 1 <i>COM YARDAGE: 2 YARDS</i>	Gr 1 616 Gr 2 620 Gr 3 628 Gr 4 638 Gr 5 650 Gr 6 660 Gr 7 666
	WMTB-48 - __ - __	48" wide wall mount bulletin board tackboard wood frame with khaki color fabric standard <i>SPECIFY FRAME FINISH AND EDGE SEE PAGES 36-38 FOR ADDITIONAL FABRIC OPTIONS</i>	1.25	48	30	class 125 cwt 15 lb cu ft 1 <i>COM YARDAGE: 1.5 YARDS</i>	Gr 1 616 Gr 2 619 Gr 3 625 Gr 4 633 Gr 5 642 Gr 6 649 Gr 7 654
	TB72	72" wide tack board khaki color fabric standard use with overhead storage units <i>SEE PAGES 36-38 FOR ADDITIONAL FABRIC OPTIONS</i>	.75	72	16	class 100 cwt 5 lb cu ft 1 <i>COM YARDAGE: 2.5 YARDS</i>	Gr 1 274 Gr 2 279 Gr 3 289 Gr 4 302 Gr 5 317 Gr 6 329 Gr 7 337

	model number	description	d w h	freight	list \$ F.O.B.
	TB72-WM	72" wide tack board khaki color fabric standard use when mounting directly to a wall <i>SEE PAGES 36-38 FOR ADDITIONAL FABRIC OPTIONS</i>	.75 72 16 <i>COM YARDAGE: 2.5 YARDS</i>	class 100 cwt 5 lb cu ft 1	Gr 1 274 Gr 2 279 Gr 3 289 Gr 4 302 Gr 5 317 Gr 6 329 Gr 7 337
	TB66	66" wide tack board khaki color fabric standard use with overhead storage units <i>SEE PAGES 36-38 FOR ADDITIONAL FABRIC OPTIONS</i>	.75 66 16 <i>COM YARDAGE: 2 YARDS</i>	class 100 cwt 5 lb cu ft 1	Gr 1 274 Gr 2 278 Gr 3 286 Gr 4 296 Gr 5 308 Gr 6 318 Gr 7 324
	TB66-WM	66" wide tack board khaki color fabric standard use when mounting directly to a wall <i>SEE PAGES 36-38 FOR ADDITIONAL FABRIC OPTIONS</i>	.75 66 16 <i>COM YARDAGE: 2 YARDS</i>	class 100 cwt 5 lb cu ft 1	Gr 1 274 Gr 2 278 Gr 3 286 Gr 4 296 Gr 5 308 Gr 6 318 Gr 7 324